

Name: Miriam Heiss

Date: March 28, 2026

Design a Line

What is your theme? My theme is garden flowers. I was inspired by the gardens around my mom's campus and was particularly drawn to the vibrant pink roses. I also wanted to include beaded fabric and beaded embroidery, to elevate a kind of simple flower petal and the leaves.. I didn't want to go too casual either, so I designed flower inspired formalwear, with a sort of vintage feel.

Color Scheme

Insert your Color Scheme sketch to the right.

How does this tie into your theme?

I use a leaf motif on the capelet and as patch pockets on the pants. There is also a pink capelet, which looks similar to a rose petal. The belt is made of yellow beads, made to look like the stamen of a flower

Design details (at least 2):

Straight legged ankle length pants

Faux turtleneck neckline

Patch pockets (leaves)

What is unique?

This is a more formal outfit, so the patch pockets are quite unusual, as pants made for formal events typically have slash pockets. The capelet also adds a lot of visual interest, and includes more of my palette.

What is the color scheme and what colors are used to create it?


The color scheme used in all of the designs is pretty simple, a Dark green, a lighter green, a vibrant pink, with white, yellow, and purple accents. It's inspired by pink roses and other flowers that might be found in a garden.

Insert digital fabric swatch below.


Describe the fabric. The pants are made out of Dark green crepe, and the top is a white knit, either wool or cotton.

Why is this fabric appropriate for your design?

The green crepe is both flowy and structured. This allows embroidery (with



the purple flowers at the cuff of the trousers) while still giving a drapey feel.



Structural Lines

Insert your Structural Lines sketch to the right.

How does this tie into your theme?

There are tulle flowers on the skirt, and the corset top mimics the large lines under leaves.

Design details (at least 2):

Sweetheart neckline

Lantern sleeves

Tea length skirt

What is unique?

There are tulle roses sewn onto the bottom of the skirt, in addition to the beaded details. The skirt has two layers of fabric, a sheer layer on top, which provides a floatier look, and contrasts the corset top.

Which lines are predominant and what effect does that have on the garment?

The lines in-between the panels of the skirt and the lines on the corset top are the most predominant, and give the effect of a slimmer, taller figure.

Insert digital fabric swatch below.

Describe the fabric.


Sheer chiffon top skirt (to attach roses and beads)

Green Jacquard (for corset top)

Why is this fabric appropriate for your design?

This incorporates more beading and embroidery, which makes the theme more elevated. It also provides a more structured fabric for the corset.





Asymmetrical Balance

How does this tie into your theme?

I was inspired by the lines on leaves when creating the quilted vest. I thought it would be interesting to switch the main colors, and use a lighter, brighter color for the quilted portion, as the stitches would be seen better.

Design details (at least 2):

Boat neck

Three-quarter length sleeves

What is unique?

The one-armed quilted vest is unique, as well as the ombre dress. Everything follows the same direction, and it enhances the asymmetrical balance.

How asymmetrical balance achieved in the garment?

The skirt is cut at an angle, so it is longer on one side. The one-armed vest also continues a diagonal line down the body, which created the asymmetrical balance.


Insert digital fabric swatch below.

Describe the fabric. Bamboo jersey stretch knit, a spandex/bamboo blend.

Why is this fabric appropriate for your design?

I wanted to incorporate as many natural fibers as possible, to continue the theme of gardens and flowers even in the construction of the garment. The stretchy quality allows the dress to drape, and the sleeves to be more close fitting, that way they can look more like the stems of flowers.





Focal Point

How does this tie into your theme?

This is more of an exploration on the interior of a flower. There is a lot more yellow beading incorporated, and one interesting thing is the two-toned skirt, which is similar to the slight gradient you see when you look into the very center of a flower, as it gets closer to the stem.

Design details (at least 2):

- Bishop sleeves
- V-neck
- Knee-length skirt

What is unique?

The straight skirt is paired with dramatic bishop sleeves, which could create a mismatched feel but instead adds interest to the silhouette. There are also lace cuffs with beading, which isn't typical, especially with different colored beads. Something I also wanted to incorporate was something I learned from my fashion history report, with the pleated silk Spanish designer Mariano Fortuny invented.

Where is the focal point?

The focal point is the bright yellow beaded belt, bringing your attention to the waist and bust.

Insert digital fabric swatch below.

Describe the fabric. Shot silk with pink and green

Why is this fabric appropriate for your design?

This adds to the effect of looking at the very center of a flower, and also includes the most important colors from my color palette, pink and green.





Rhythm

How does this tie into your theme?

This was meant to emulate the shape of a rose.

Design details (at least 2):

Bubble skirt

Cowl neckline

What is unique?

The use of muslin is not usual, because it's typically used as a drafting fabric. However, I'm using gauze muslin, which adds a great deal of texture to the already bubbly skirt and neckline/sleeves

What type of rhythm did you illustrate? What effect does it have on the garment?

I used opposition with the structured bodice and then the voluminous neckline and skirt. It draws the attention more to the darker, more form fitting bodice, kind of functioning as a focal point, which then allows the viewer to feel a sense of repetition when they look at the garment, with the pattern of the neckline/sleeves, bodice, and skirt.

Insert digital fabric swatch below.

Describe the fabric.

Pale pink Double gauze muslin.

Why is this fabric appropriate for your design?

This is a natural fiber, which ties into the more natural theme. It is also quite breathable and light, which allows for many layers, to add to the volume of the skirt.

